



Welcome to Ag@School!

Class sets of this magazine, aimed primarily at the 4th grade level, are FREE to subscribing Washington teachers. Instructions for subscribing are on page 4. Back issues are available at www.waic.net.

This is the first of three issues for 2023-2024. Delivery of the next two issues will be in January and April.

Produced by Washington Ag in the Classroom, Ag@School is designed to help teachers meet student educational goals as well as develop agricultural literacy.

This issue is designed to help students understand:

- The economic importance and diversity of Washington agriculture
- The importance of agriculture to their lives
- Washington geography and climate and how these influence agriculture
- The benefits of dams and how locks enable river transportation

Reproducible activities in the teacher guide expand on concepts covered in the magazine.

Why Agricultural Literacy?

Agriculture is society's lifeline and an integral part of our heritage. Unfortunately as our country moved from agrarian to urban, people lost contact with the main industry necessary for survival—food production. America's largest industry has dropped from public discourse except for the occasional media splash. Yet we all eat, and it is important that we have an understanding of where our food is produced and who we depend upon to deliver it to our tables.

Less than 2% of the US population is involved in agriculture production (farming) yet 24 million American jobs are dependent upon it. Agriculture is more than working the land and tending the animals. This huge industry—production, processing, transportation, and marketing—generates billions of dollars each year. Agriculture is vital to national security, a stable economy, and the US trade balance.

Why Agriculture?

Teaching about agriculture is an ideal way for students to make real-life connections to science, math, and social studies concepts. Agriculture is relevant because students encounter it daily. Who doesn't enjoy talking about food? Nearly everything we eat, wear, use, even some fuel that powers cars and buses, comes from plants and animals grown on farms. Agriculture provides perfect real-world connections to STEM and makes learning relevant to students.

Helping students understand the farm-to-table connection is important in our consumer-driven society. Teaching

students to be agriculturally literate connects their learning to everyday life.

Browse the Matrix!

Visit our website at <http://www.waic.net> and browse the National Ag in the Classroom link to the Curriculum Matrix

The Agricultural Literacy Curriculum Matrix is an online, searchable, and standards-based curriculum map for K-12 teachers. The Matrix contextualizes national education standards in science, social studies, and nutrition education with relevant instructional resources linked to Common Core Standards.

Search our instructional, classroom ready resources now! After you find what you need, consider storing them in your personal binder — MyBinder! Create a MyBinder profile now, or login.

Vocabulary – There are words and concepts throughout the magazine (some are bolded) that can be used in variety of ways to enhance learning and expansion of concepts.

agriculture, consumers, producers, decomposers, food web, leaves, chlorophyll, photosynthesis, flower, fruit, stems, roots, weather, climate, precipitation, latitude, rain shadow, community supported agriculture (CSA), irrigation, Pacific Rim, Columbia Basin project, renewable resource, agritourism.

Standards Alignment

This publication is aligned with 4th grade standards for Washington students

Essential Academic Learning Requirement – EARLS for Social Studies –

EALR 2: Economics 2.1.1, 2.2.1, 2.2.2, 2.4.1, EALR 3: Geography 3.1.2

EALR 5: Social Studies skills 5.1.1

Common Core State Standards (CCSS)

Reading –

Questioning, Inference, and Interpretation - RI.4.1, Themes and Central Ideas –RI.4.2

Connections - - RI.4.3 , Academic Vocabulary – RI.4.4, Point of View/Purpose – RI.4.6

Cover


In the US, we do indeed have the least expensive food. We spend just 10% of our disposable income on food; 51% for food eaten at home, and 49% for food eaten away from home. In comparison other countries spend much more: Italy 14%, China 33%, Indonesia 43%, and Pakistan 46%. (source: USDA-ERS)

Discussion starters:

1. Which of the crops or products around the edges of the cover have you seen growing? What crops and animals are raised where you live?

Washington's Top Five

Answers are apples, milk, potatoes, wheat and cattle

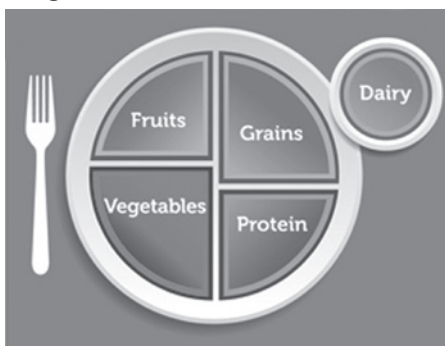


Nutrition/MyPlate

Nutrition is essential to health. Food supplies the energy we need to build and maintain our bodies. Making good food choices is a personal responsibility that should be fostered even in elementary school. Have students keep food diaries and then chart how their actual diet compares to My Plate. Which food groups have insufficient entries (i.e. are you eating your veggies?) Make a plan to improve, and then do another food diary. Stress that we need to eat the foods in our plan first, before we have extras (like desserts). It would also be a good idea to keep track of minutes of physical activity. Students should be familiar with the terms “**empty calories**” (too many calories; too few nutrients) and “**nutrient dense**” (lots of nutrition for the calories involved). Encourage students to try new foods, especially fruits and vegetables. Have students compare the variety in their diets. Which of the foods consumed is produced in Washington state?

Excellent materials are available at the dairy council website www.eatsmart.org. WA teachers can receive **\$20.00 FREE materials** each calendar year.

For more on my plate nutrition and the USDA go to: <https://www.choosemyplate.gov/> and <https://www.choosemyplate.gov/washington>



Agriculture is responsible for the food we eat. Food comes from farms; it doesn't just magically appear in grocery stores or restaurants. Farmers and ranchers depend on a wide variety of ag-related careers. Have students brainstorm jobs that are needed to bring food to their tables. Have them research related ag careers like agronomist, entomologist, mechanic, irrigation manager, satellite guidance technician, or food photographer.

Think, Discuss and/or Writing Prompts

If we had no farmers, how would your life be different? Would your parents have the same jobs as today? Would you have different chores? If we didn't have semi-trucks would your diet be the same? Would the foods you eat change with the seasons?

Page 3 - Climate

Discussion starters:

1. Why are different crops and animals raised in different regions of Washington? (They all have unique requirements for climate, rainfall, terrain, and soil to thrive)
2. What is meant by a “rain shadow”? (as clouds rise they lose moisture causing a dry region east of the Cascades) How does it affect the types of crops grown east of the Cascades? (With irrigation, anything can be grown, without irrigation farmers are limited to grain, grass seed, legumes, and some oil seed crops) Using the precipitation map, have students find rain shadow areas caused by the Olympic Mountains. YouTube has some great videos on the rain shadow that could be viewed with students.
3. Track the fruit growing areas in Washington. They follow the banks of major rivers and lakes and the Columbia Basin Irrigation Project. There is enough water in these areas to make “micro-climates” that are warmer in the winter and cooler in the summer.

Page 4/5 - Grown in Washington

On our website – www.waic.net under resources, then links to WA Ag information, is an excellent powerpoint on celebrating Washington agriculture that highlights regions, provides history and much more! Check it out! (produced by Robyn Meenach)

Discussion starters:

1. What geographical features make WA such a diversified agricultural state? (Next to the Pacific Ocean; deep-water ports in Puget Sound; Columbia River for navigation, irrigation and power generation; Cascades split the state; volcanoes have provided the rich ash component of our soils; elevation goes from sea level to the top of Mt. Ranier)
2. Discuss individual growing regions and what factors make each an ideal place to grow specific crops or products (have students refer to the boxes on pages 4-5)
3. Why is a location on the Pacific Rim so important? (Closer to trading partners, especially around the Pacific Ocean)

Page 6 - Agriculture in the Columbia Basin

This infograph is found at wsda.com as well as many others highlighting the diversity of Washington's agriculture.

Think & Discuss:

Have students name three renewable energy sources. (hydro-electric power, wind power, and solar power). Why is hydroelectric energy the most reliable?



Discussion starters:

Hydroelectric power is the most reliable because water behind the dams can be released through the generators at any time to supply electricity. If the sun is not shining or the wind is not blowing, solar and wind energy do not produce electricity. In fact, hydroelectric power is called upon to deliver electricity when these other power sources wane.

Hydro-electric power is possible on the Snake-Columbia System because of the drop in altitude between the source of these rivers and the ocean. A large river like the Mississippi is unable to use hydro-electric generators because it is relatively flat along its' length.



Fossil fuels, such as coal, oil, and natural gas are sources of energy derived from plants and animals that lived long ago. They are carbon based and release

carbon dioxide into the atmosphere when burned. Our clean, renewable hydropower keeps the Northwest's carbon footprint at half that of the rest of the nation. Removal of the Snake River dams would add 5.4 million tons of carbon dioxide into the atmosphere each year. Replacing the energy capacity lost by Snake River dam removal would take at least three nuclear power plants or six coal-fired or fourteen natural gas-fired plants.

It would also take an additional 120,000 rail cars or more than 700,000 semi-trucks annually to move the cargo that now travels by barge on the Snake-Columbia river system. That traffic would stress already overtaxed bridges and highways.

Sensible solutions have been found and implemented to benefit fish and protect the value of the Columbia-Snake River System to Northwest families and businesses. Additional hydropower generation would seem to be logical.

More info at:
www.nwriverpartners.org/

Page 8

Ag Library corner – for more accurate agriculture books visit www.agfoundation.org and on our website www.waic.net books and resources will appear within the lesson plans when you utilize the curriculum matrix.

Complete Issue Writing Prompts

1. Tell why weather and climate are important to farmers. For instance, which fruits can we raise in Washington, and which ones will not survive here?
2. What is your favorite food grown in Washington? Describe how it looks, smells, and tastes. What color and texture does it have?
3. Some people believe that the lock and dam system on the Snake and Columbia Rivers should be removed. Do you agree or disagree? Write to persuade a friend of your opinion. Give reasons to support your position.



Check out the teacher center on the National website – curriculum matrix, information on National Conference, Course Topics, themes for learning, virtual farm tours, elearning, state ag facts, grants, scholarships and much more!

<https://agclassroom.org/teacher/>

Resources

7-12 grade teachers – check this out!

Journey 2050 takes students on a virtual simulation that explores world food sustainability. Using an inquiry based approach the program encourages students to make decisions and adjust them as they see their impact on society, the environment and the economy

at a local and global scale. The students experience the lives of three farm families in Kenya, India, and Canada. As the student interacts with each family they learn the role of best management practices in feeding the world, reducing environmental impacts and in improving social performance through greater access to education, medical care and community infrastructure. Our Journey to feeding the world has started.

<http://www.journey2050.com>

NATIONAL FARM to SCHOOL MONTH



October is “National Farm to School Month”! On October 4, schools across Washington State will be participating in Taste Washington Day co-hosted by the Washington State Department of Agriculture (WSDA), OSPI Child Nutrition, and Washington School Nutrition Association. Washington grown foods will be featured in school meals, teachers will educate students about agriculture with special activities, school gardens will host lessons and work parties, students will participate in the great “Washington Apple Crunch”, and so much more. You can read more about Taste Washington Day and sign up with WSDA to participate at: agr.wa.gov/farmtoschool. Then celebrate nationally with

more farm to school lessons and activities throughout the month of October.



Washington
State Department of
Agriculture

Regional Markets Program

Become a Washivore

Visit WA Grown for excellent videos on the diversity of WA agriculture

<http://www.wagrown.com/>

Check out the website www.washivore.org for fun facts and profiles of Washington Ag products.



Publication and Credits

Ag@School is a publication of Washington Agriculture in the Classroom, a non-profit entity created in 1981 to encourage and help teachers increase agricultural literacy in their students. Both public and private groups including the WA Dept. of Agriculture, WSU, commodity commissions, farm organizations, agri-businesses and individuals, support this mission. Teachers may reproduce any pages for use.

Graphic design is by Mike Hendricks, Hendricks Design. Edited by Kristen Hinton-Vanvalkenburg, Robyn Meenach and Cheryl DeHaan.

Subscribe to Ag@School

Class sets of Ag@School are **FREE** to Washington teachers.

To subscribe, log onto www.waic.net and click the subscribe button at the top of the page!

You may also subscribe via postal mail by sending the above information to:

Washington Ag in the Classroom • 975 Carpenter Road NE., Suite 301, Lacey, WA 98516

Subscriptions are not automatically renewed. In the spring and fall issue teachers will be reminded to log onto waic.net and renew their subscription with a few easy clicks and completion of a short survey!

Thank you in advance for your feedback.

The Agriculture Cycle

AGRICULTURAL JOBS ARE EVERYWHERE

The Agricultural Cycle employs millions of people in many different kinds of jobs. Follow the cycle below. At each step list two jobs taken from the word bank below.

PRODUCTION:

growing and harvesting food, fiber, forests and flowers



Harvesting wheat From Fields

PROCESSING:

changing food or fiber raw products into things we can use



Filling Bags Of Flour At Flour Mill

TRANSPORTATION:

Moving crops and food products around the state and world



Loading Pallets For Shipping

MARKETING:

selling the food and finished products to you



Shelves With Bakery Goods For Sale

AGRICULTURAL JOB BANK

Baker

Cashier

Mechanic

Chef

Butcher

Forester

Electrician

Bale Loader

Horticulturist

Accountant

Longshoreman

Food Chemist

Tractor Driver

Agronomist

Logging Engineer

Fork Lift Driver

Refrigeration Mechanic

Advertising Executive

Computer Technician

Irrigation Specialist

Produce Manager

Make Wise Choices...Be Healthy



- ✓ Make half your plate fruits and vegetables
- ✓ Make at least half your grains whole grains
- ✓ Know how big a "serving" is
- ✓ Avoid oversized portions
- ✓ Drink water instead of sugary drinks

- ✓ Avoid "empty calories" (excess fat & sugar with few nutrients)
- ✓ Get at least 60 minutes of physical activity each day
- ✓ Read nutritional info on label

Get more ideas, find activities, or download the app at www.choosemyplate.gov

WHERE DO YOUR FOOD DOLLARS GO?

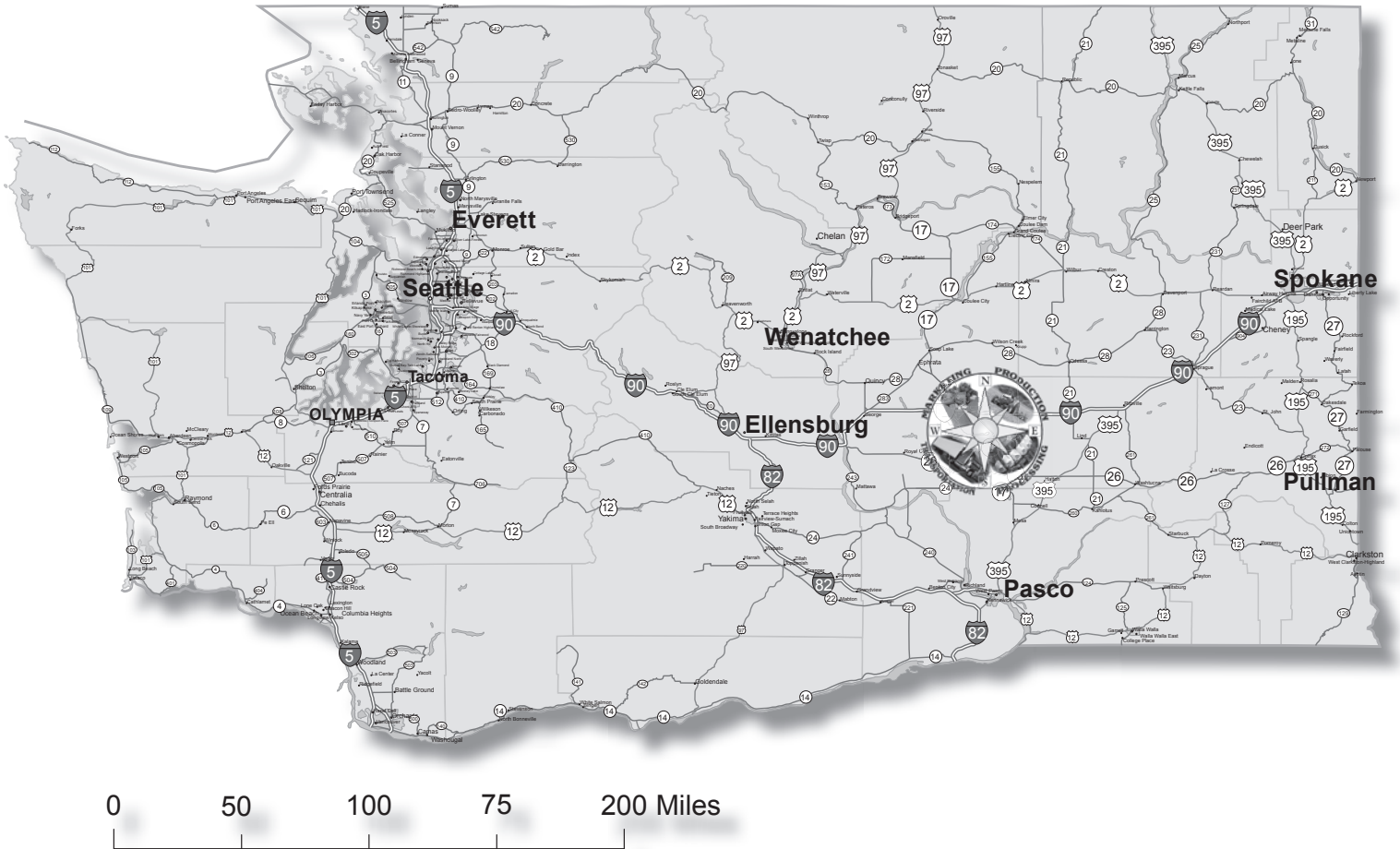
ACTIVITY:

- Bring a Newspaper grocery ad to class.
- Write a shopping list for at least eight items from your grocery ad.
- You must purchase at least one fresh fruit, one vegetable, and some meat. The other items are your choice.

Add up your purchases to get the total spent at the store: \$ _____

Agriculture - From Field to Table

Imagine you are a truck driver and your office is in Seattle. Your boss gives you the following work schedule. Trace your driving route on the map. In the blanks, write the name of the highway you would use to get to that stop and how many miles you traveled.



1. Pick up raspberry jam at processor in Everett. Highway _____ for about _____ miles
2. Pick up fresh apples at fruit packing plant in Wenatchee. Highway _____ for about _____ miles
3. Deliver the apples and the jam to a supermarket in Spokane. Highway _____ for about _____ miles
4. Pick up a load of wheat flour near Pullman. Highway _____ for about _____ miles
5. Drop off flour in Pasco; pick up sweet corn. Highway _____ & _____ & _____ for about _____ miles
6. Deliver corn to processing plant in Ellensburg. Highway _____ & _____ for _____ miles
7. Pick up hay and deliver to port of Seattle for shipment to Japan. Highway _____ for about _____ miles
8. What is the total number of miles traveled? _____ miles
9. How many different highways did you travel? _____
10. How many cities did you visit? _____

Answers: 1. 5, 30 2. 2, 125 3. 2, 200 4. 195, 75 5. 195, 26, 395, 135 6. 82, 90, 120 7. 90, 110 8. 795 9. 10 10. 7