



*Utah*

Agriculture in the Classroom  
at Utah State University

# GEOGRAPHY & AGRICULTURE

FEEDING THE WORLD: IMAGES OF A HUNGRY PLANET

# LOCATION, LOCATION, LOCATION

## GEOGRAPHY

- People
- Places
- Time

## AGRICULTURE

- Food
- Land
- People



Does a continent latitude or longitude matter?

# TOPOGRAPHY AND CLIMATE

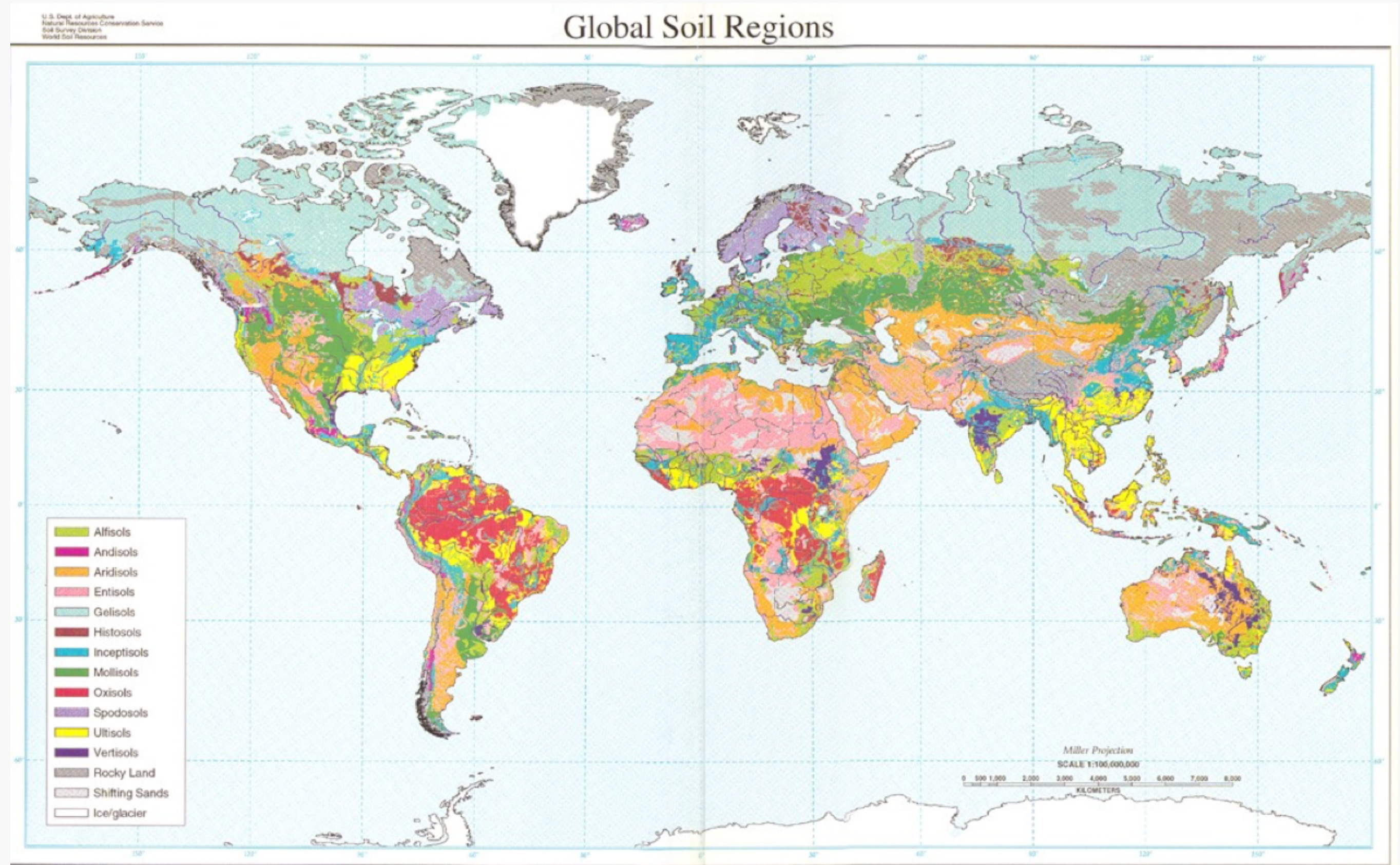
Does geography determine where civilization begin?



# TOPOGRAPHY AND CLIMATE

Can soil types  
predict where  
civilizations thrive?

What do you know  
about the soils in  
various colors?



# GEOGRAPHY: FOOD, LAND, & PEOPLE

Different culture, religions,  
and traditions based on  
food and land.

Most of the world lives  
differently than we do  
here in the United States.

Explore [fao.org](http://fao.org) or  
[nationalgeographic.com](http://nationalgeographic.com)  
for more!





BOLIVIA



GHANA



MALI



INDIA



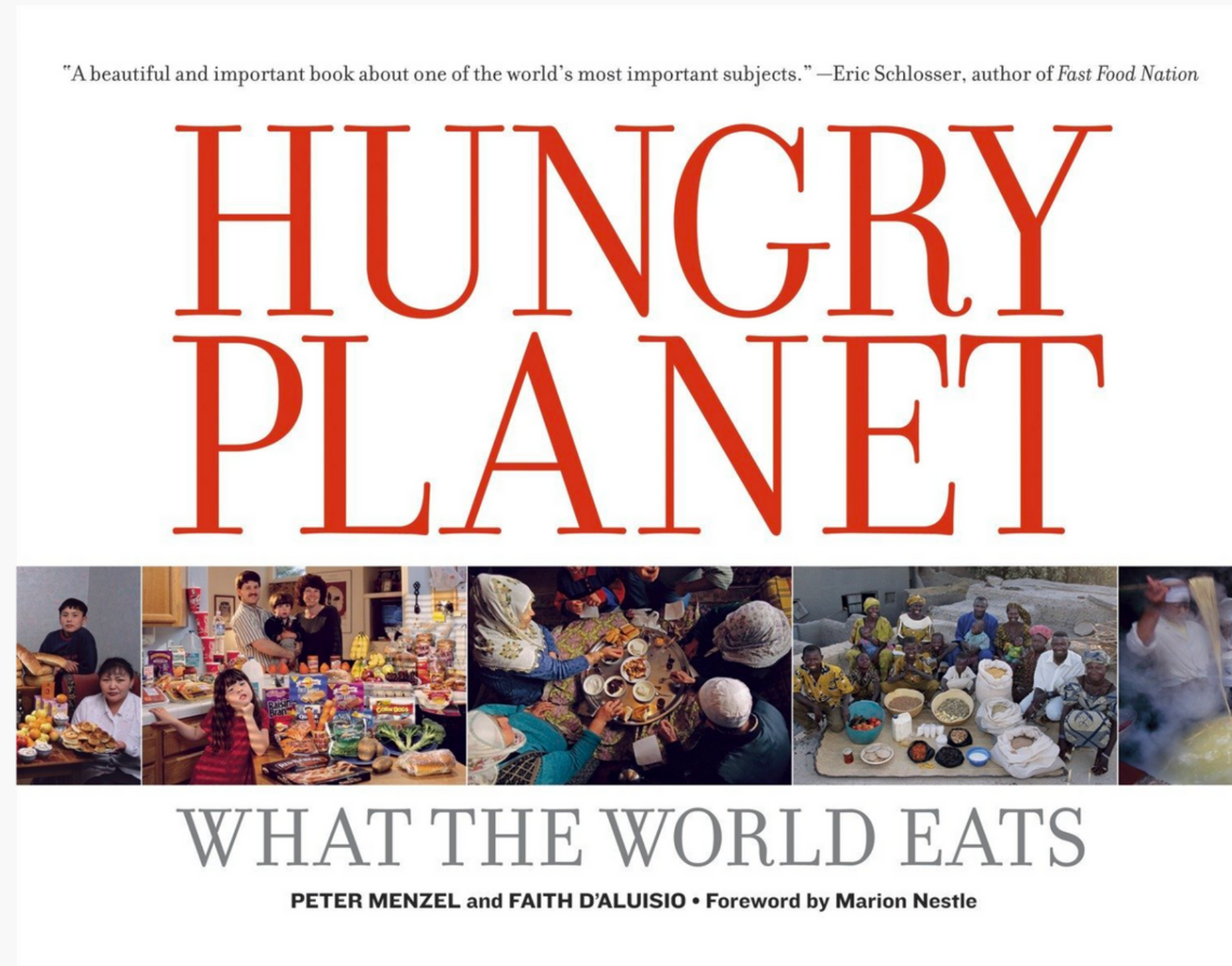
PERU



LAOS

# GEOGRAPHY: FOOD, LAND, & PEOPLE

What does the average family around the world consume and spend for food for one week?



[time.com/8515/what-the-world-eats-hungry-planet/](http://time.com/8515/what-the-world-eats-hungry-planet/)



# TURKEY

The Celiks of Istanbul

Food Expenditure for one week:

198.48 New Turkish Liras or \$145.88



# FRANCE

The Le Moines of Montreuil  
Food Expenditure for one week:  
315.17 euros or \$419.95



# GREENLAND

The Madsens of Cap Hope

Food Expenditure for one week:

1,928.80 Danish krone or \$277.12



# CANADA

The Melansons of Iqaluit, Nunavut Territory  
Food Expenditure for one week: USD \$345



# MALI

The Natomos of Kouakourou  
Food Expenditure for one week:  
1,17,670 francs or \$26.39



# INDIA

The Patkars of Ujjain

Food Expenditure for one week:

1,636.25 or \$39.27



# UNITED STATES

The Fernandezes of Texas

Food Expenditure for one week: \$242.48



# GUATEMALA

The Mendozas of Todos Santos  
Food Expenditure for one week:  
1,573 Quetzales or \$75.70



# LUXEMBOURG

The Kuttan-Kasses of Erpeldange

Food Expenditure for one week:

1,347.64 Euros or \$465.84



# MEXICO?

The Casales family of Cuernavaca  
Food Expenditure for one week:  
1,862.78 Mexican Pesos or \$189.09



# NORWAY

The Glad Ostensens of Gjerdrum

Food Expenditure for one week:

1,4265.89 Norwegian Kroner or \$731.71



# CHINA

The Dong family of Beijing  
Food Expenditure for one week:  
1,233.76 Yuan or \$155.06



# POLAND

The Sobczynscy Family  
Food Expenditure for one week:  
582.48 Zlotys or \$151.27



# EGYPT

The Ahmeds of Cairo

Food Expenditure for one week:  
387.85 Egyptian Pounds or \$68.53



# NORWAY

The Glad Ostensens of Gjerdrum  
Food Expenditure for one week:  
1,4265.89 Norwegian Kroner or \$731.71



# MONGOLIA

The Batsuuris of Ulaanbaatar  
Food Expenditure for one week:  
41,985.85 togrogs or \$40.02



# GREAT BRITAIN

The Baintons of Cllingbourne Ducis

Food Expenditure for one week:

155.54 British Pounds of \$253.15



# BHUTAN

The Namgays of Shingkhey Village

Food Expenditure for one week:

224.93 ngultrum or \$5.03



# AUSTRALIA

The Browns of River View Food  
Expenditure for one week:  
481.14 Australian dollars or \$376.45



# UNITED STATES

The Revis family of North Carolina

Food Expenditure for one week: \$341.98



# KUWAIT

The Al Haggans of Kuwait City  
Food Expenditure for one week:  
63.63 dinar or \$221.45



# CHAD

The Aboubakars of Breidjing  
Food Expenditure for one week:  
685 CFA Francs or \$1.23



# ITALY

The Manzo family of Sicily  
Food Expenditure for one week:  
214.36 Euros or \$260.11



# JAPAN

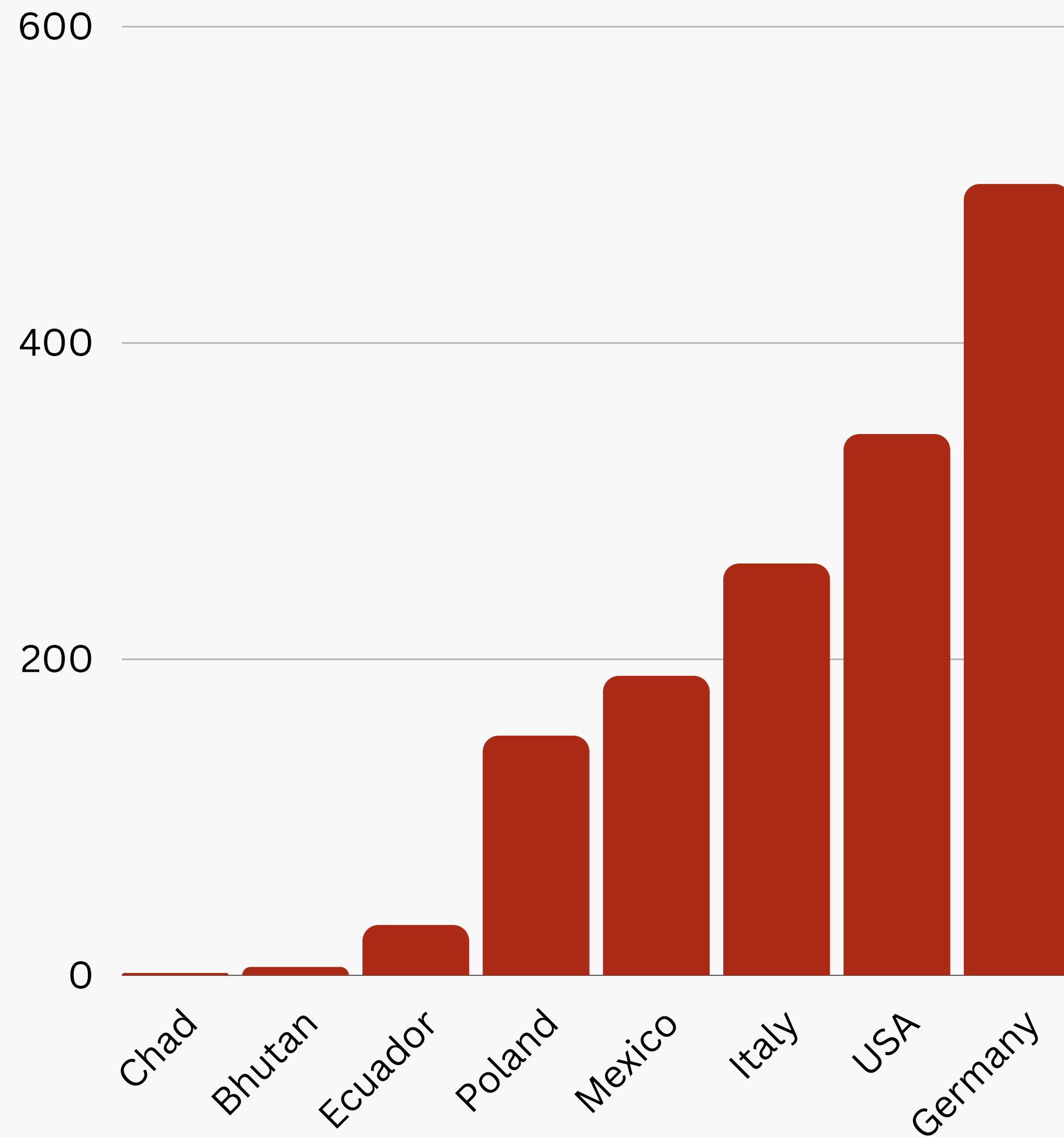
The Ukita family of Kodaira City  
Food Expenditure for one week:  
37,699 Yen or \$317.25



# NORWAY

The Ottersland Dahl Family of Gjetlum  
Food Expenditure for one week:  
2211.97 Norwegian Kroner or \$379.41

ANOTHER WAY  
TO LOOK AT IT...



# FOLLOW UP ACTIVITY

Day of the Week	Date	Meal (Breakfast, Lunch, or Dinner)	What did you eat?	Approximate Cost	Meal Preparation
					Made from Basics Frozen/Box/Mix Ate Out

- Track your meals and their cost for one week
- Bring a completed data form back at the end of the week
- Use your data and the data from this presentation to make your own bar graph