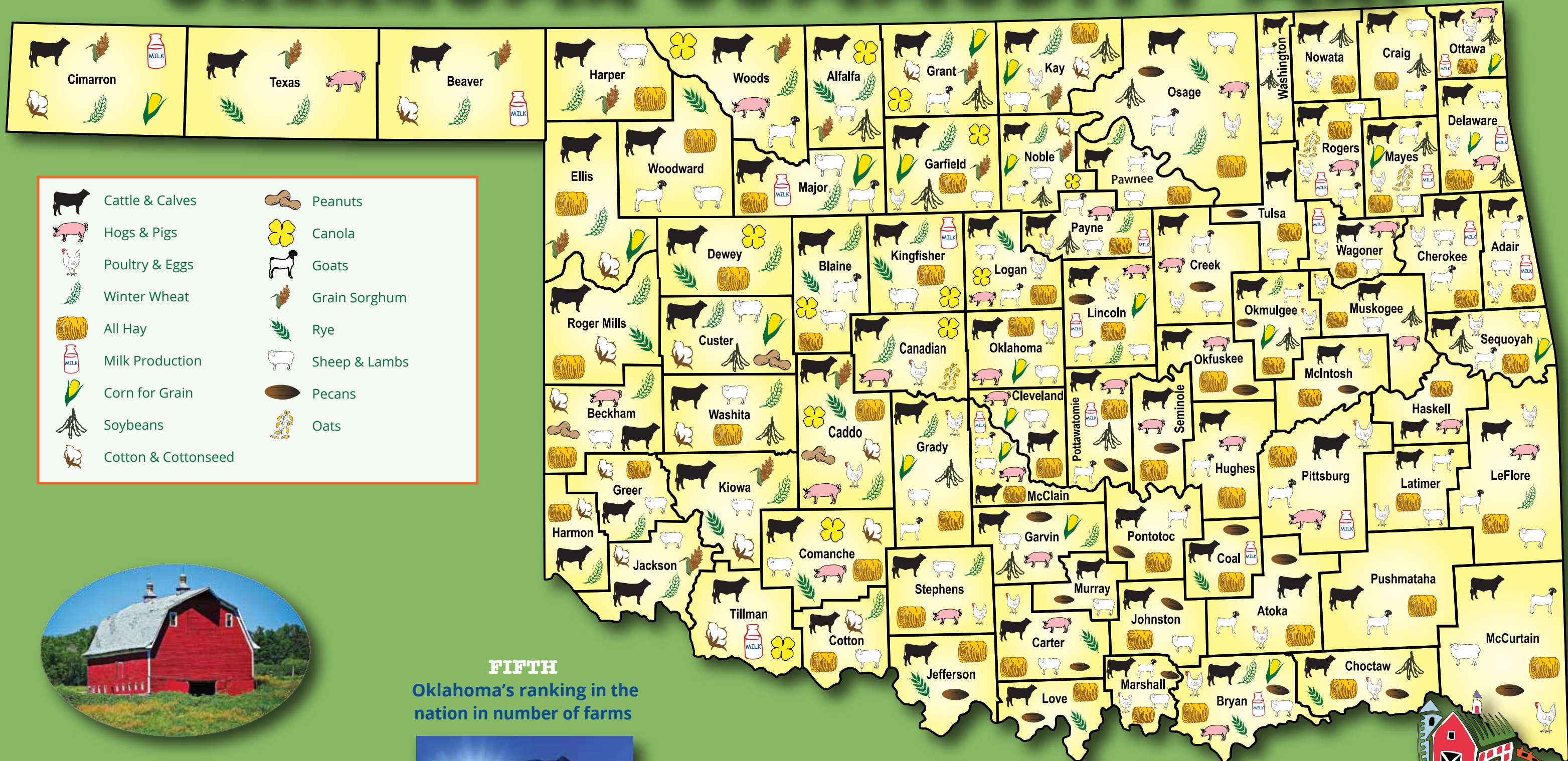


OKLAHOMA COMMODITY MAP



77,300

The number of farms in Oklahoma

FIFTH
Oklahoma's ranking in the
nation in number of farms



A farm is an establishment from
which **\$1,000** or more of agricultural
products were sold or would normally
be sold during the year.

Oklahoma is **8th** in the nation in
the amount of land that is in farms



This map represents top
commodities for each county.

www.agclassroom.org/ok



Rank and Value of Production Oklahoma Commodities


Item	2015		2016		2017		2018	
	Rank	Value (Million Dollars)	Rank	Value (Million Dollars)	Rank	Value (Million Dollars)	Rank	Value (Million Dollars)
Cattle and calves	1	3,173	1	2,554	1	3,048	1	2,794
Hogs and pigs	2	862	2	819	2	905	2	921
Broilers	3	771	3	652	3	745	3	737
Hay	5	515	4	492	4	495	4	527
Winter Wheat	4	471	5	470	5	392	5	361
Cotton and cottonseed	10	127	10	235	8	383	6	293
Corn for grain	6	142	7	144	6	138	7	143
Soybeans	8	102	9	128	10	169	8	141
Milk	7	136	6	122	7	140	9	123
Eggs	9	115	8	79	9	80	10	92
Sorghum for grain	11	73	11	55	11	49	11	41
Pecans	13	21	13	25	13	24	12	15
Rye	15	18	15	13	14	5	13	8
Canola	12	20	12	13	12	21	14	6
Peanuts	14	7	14	9	15	20	15	11
Oats	16	1	16	1	16	2	16	1

1 Preliminary value of production. Final value of production published in the next Crop Values Summary.



Record Highs and Lows, Oklahoma 1867 - 2018

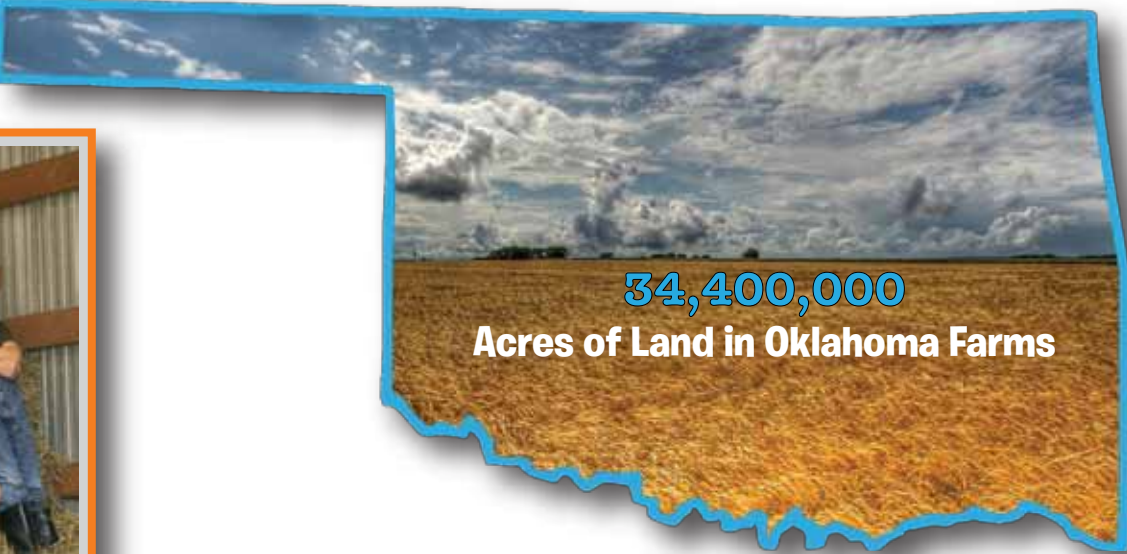
Item	Year Data Series Began	Record High		Record Low		2018	
		Year	Quantity	Year	Quantity	Quantity	Unit
All Cattle and Calves	1867	1975	6,500,000	1867	82,000	5,300,000	Head
All Hogs and Pigs	1882	2001	2,480,000	1882	1,000	2,200,000	Head
Chickens	1924	2002	5,740,000	1974	2,800,000	4,088,000	Head
All Hay	1909	2007	6,858,000	1911	730,000	5,121,000	Tons
Wheat	1894	1982	227,700,000	1911	9,400,000	70,000,000	Bushels
Soybeans	1924	2017	18,560,000	1936	4,000	18,000,000	Bushels
Milk Cows	1880	1944	912,000	1885	1,000	40,000	Head
Cotton	1895	1926	1,773,000	1895	8,300	750,000	Bales



94% of Oklahoma Farms are Family Owned



57 years Average age of an Oklahoma farmer



In 2018 Oklahoma Ranked in the Top 10 States Producing:

- 1st Rye
Native Pecans
- 2nd Beef Cows
Calf Crop
- 3rd Cattle Operations
- 4th Meat Goats
Cattle/Calf Production
- 5th Winter Wheat
Pecans
- 6th Canola
Grain Sorghum
- 7th Hay
- 8th Cotton
- 9th Hogs
Cottonseed
Cattle on Feed
- 10th Silage Sorghum
Peanuts

