




Name \_\_\_\_\_

# Where Does the Rain Fall?



## Average Yearly Rainfall Oklahoma Cities and Towns

	Antlers	45.60	Lindsay	35.11
	Apache	30.42	Marietta	36.57
♂	Ardmore	35.90	Marshall	30.52
♂	Boise City	17.21	Meeker	35.41
	Elk City	26.89	Miami	44.10
♂	Enid	32.35	Nowata	39.85
♂	Fanshawe	48.08	Pawhuska	38.43
♂	Freedom	24.04	Pontotoc	39.24
	Gage	20.56	Pryor	41.53
♂	Goodwell	16.91	Quinton	44.22
♂	Helena	28.12	Renfrow	29.16
	Hobart	26.03	Sallisaw	44.98
	Holdenville	38.27	Taloga	26.62
♂	Kinfisher	30.45	Union City	35.32
♂	Konawa	37.79	Vinson	23.17
♂	Laverne	21.90	Weatherford	28.57



Produced by Oklahoma Cooperative Extension Service, Division of Agricultural Sciences and Natural Resources, OSU, in cooperation with the Oklahoma Department of Agriculture, Food, and Forestry and the Oklahoma State Department of Education, 2005

