


TEACHER MATERIALS - Feed the Turkeys

CONCEPTS:

Math, Science, and Technology
-Standard 3.2- Number and Numeration
ELA
-Standard 1.1- Listening and Reading
Career Development
-Standard 3a.1- Basic Skills



OBJECTIVE:

Students will learn:

1. that turkeys eat grains. Corn, oats, and soybeans are among those fed to turkeys.
2. words which begin with C, O, and S.
3. to count the number of words.

MATERIALS:

construction paper - a neutral background
yellow construction paper for the seeds
copies of the Tom, Hen, and Poult turkeys
green construction paper for "Feed Plates"
marker

BACKGROUND: Turkeys eat a feed ration that may have corn, oats, and soybeans in it. Use the enclosed feed symbols to "Feed the Turkey" using words beginning with C (corn), O (oats), S (soybeans). We are unable to locate any good turkey photos.

ACTIVITY:

1. Conduct this lesson after the puzzle for turkey names on pages K-50 through K-52 and with the turkey sequencing lesson in the math section on pages K-95 through K-97.
2. Use the turkeys from that lesson and make a "Feed the Turkey" bulletin board. Tell the students that turkeys eat corn, oats, and soybeans and the class is going to "Feed the Turkeys."


A. Copy the corn, oat, and soybean seeds onto yellow paper.

CORN


OATS

SOYBEANS

- B. Make 3 feeding "plates." Write the words corn, oats, soybeans on each plate. Staple the plates to the board.



- C. Ask the students to list all the words they can think of which begin with a "C." Write these on the kernels of corn.



- D. Pile the corn kernels on the corn plate.
- E. Repeat with "O" words on the "oat plate" and "S" words on the "soybean plate."
- F. The grains can overlap as they pile up on the plates but one should be able to read the words.

G. Count the number of words in each pile of feed.

H. Write that number under each plate.

3. This "Work Job Game" was *contributed by Martha Grimes*.

Materials: 8 paper plates
copies of chicken or turkey
glue
oat, corn, soybean seed

Steps: A. Glue pictures of turkeys (or chickens) on each of the 8 plates.

B. Arrange 8 plates in a line and feed each turkey (chick) the correct number of seeds according to the sequential order of the plates.
i.e. the first plate gets one seed; second, gets two seeds, etc.


C. Add, subtract, sequence, etc.

4. Sing the "Turkey Feed" song adapted to the tune of "Head, Shoulder, Knees and Toes." *A contribution by a pilot teacher.*


"Turkey Feed"

Soybeans, corn and oats
and oats
Soybeans, corn and oats
and oats
Turkeys like to eat lots of grains
Soybeans, corn and oats
and oats.


Tom



Hen



Poults



OAT SEEDS



SOYBEANS

