

TEACHER MATERIALS -Tomatoes, Potatoes

CONCEPTS:



Social Studies

- technology (economic pp. 56, 58)
 - people use tools to meet their needs and wants
- interdependence (economic pp. 56, 58, 62)
- scarcity (economic p. 58)
- culture (economic p. 60)
- empathy (economic p. 62)

Life Science

- 1A - 1.3, 1.4, 1.5
- 1A - 2.4, 2.5
- 1B - 1

Language Skills
Reading

- grammar
- vocabulary
- for comfort




OBJECTIVES:

At the end of this unit, the student will be able to:

1. describe where some foods made of tomatoes and pumpkins come from, as well as identify that potatoes grow underground.
2. Learn new words relating to tomatoes and potatoes.
3. Compile simple sentences about tomatoes, potatoes and foods made from them.

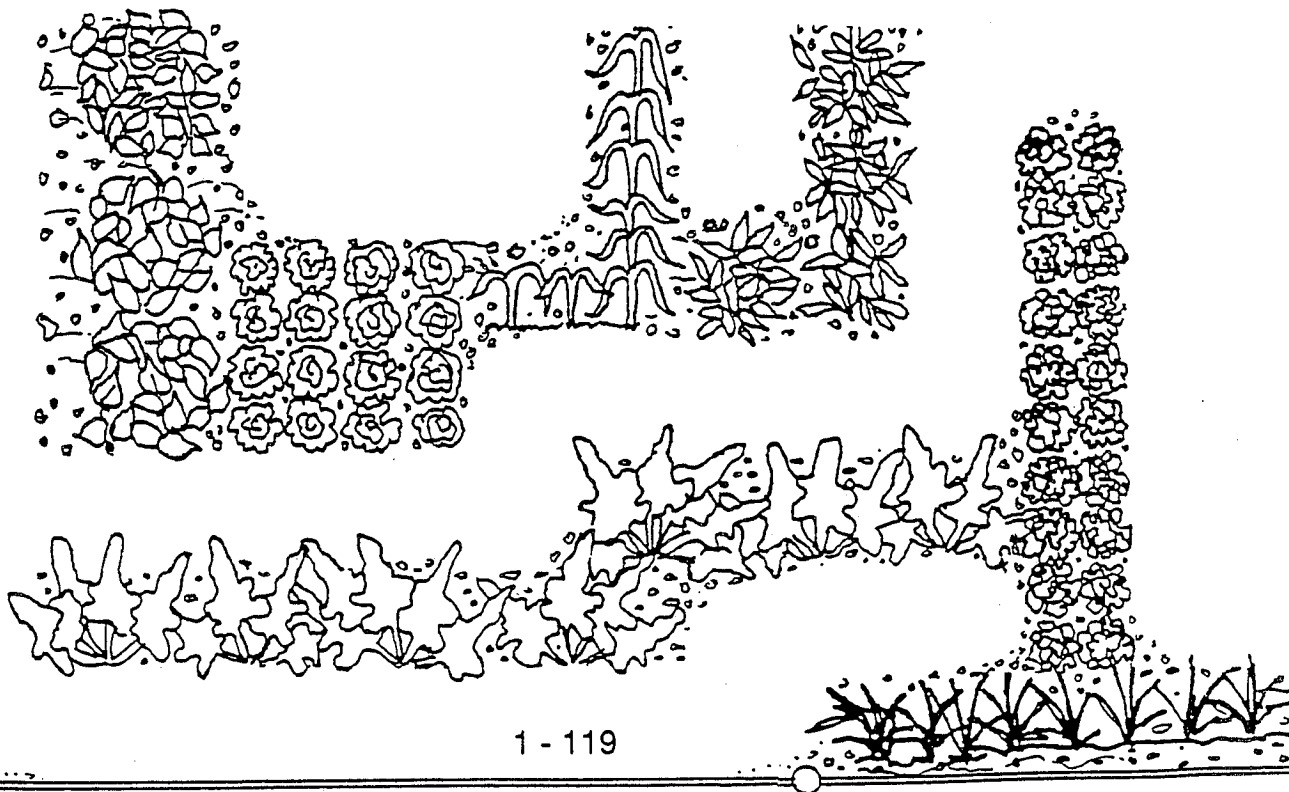

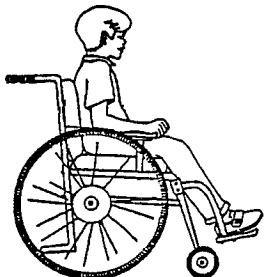
BACKGROUND:

Agriculture produces not only our food but many natural fibers for our clothing. Cotton, wool, and linen are all produced on our farms. Additionally, many of our pharmaceuticals, fertilizers, cosmetics, soaps, and food additives come from farm products. More than 100 human medicines come from cattle. This lesson will make students aware of how pumpkins, tomatoes, and potatoes grow and how they are used.



ACTIVITIES:

1. a. Have the students read pages 9 through 28 in "Great Pumpkins" and fill in the dotted words.
b. Have the students complete Worksheet 1 referring back to "Great Pumpkins."
2. a. Have the students make a tomato and potato garden.
b. Have the students complete either Worksheet 2 or the "Matching" worksheet by referring back to "Great Pumpkins."
3. A. Have the students find their way through the garden maze on pages 18 and 19 in "Great Pumpkins."
B. Ask the students to list their favorite vegetables.
4. Compare various foods made from tomatoes in relation to different ethnic and/or racial groups. How do they differ? How are they similar?


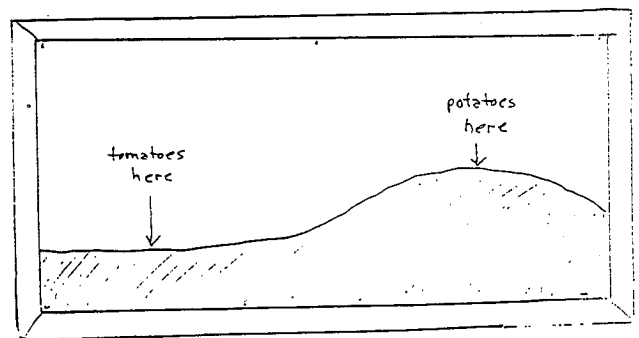
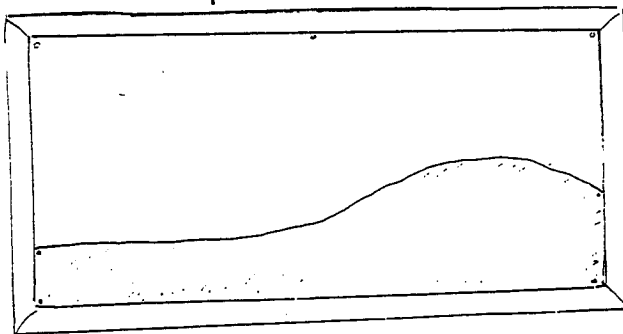


A Tomato and Potato Garden

Materials Needed: construction paper
copies of the leaves and fruits and vegetables
(tomatoes and potatoes)
imagination


Activity: When discussing the subject matter on tomatoes and potatoes in "Great Pumpkins," assemble a bulletin board of a tomato garden and/or potato patch.

1. Make copies of the leaves for the tomatoes (p.1-122) and potatoes (p. 1-125) on green construction paper. If it is not possible to copy directly onto construction paper then use white paper and have the students color them.
2. Cover the bulletin board with blue and brown paper to resemble soil and sky. On one side have a hill for the potatoes.




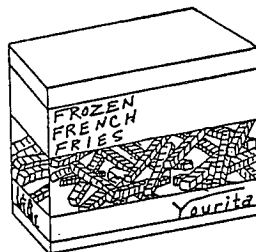


3. Construct vines out of green paper to attach the leaves to and roots out of brown paper to attach the potatoes. Make sure to place roots with the tomatoes too. This makes a good comparison for the students. If you are going to use more than one type (variety) of tomatoes or potatoes you'll need separate vines.

4. Make copies of the tomatoes (pp.1-123 & 1-124) and potatoes (p. 1-126.)
- 5a. Have the students brainstorm (using "Great Pumpkins") all the words they know about tomatoes and potatoes and all the products made from each. These words can describe either the fruit or vegetable or describe a food made from them.
- b. Place these words on a tomato or potato or write them nearby and assemble your garden.



6. The next day write sentences using these words:



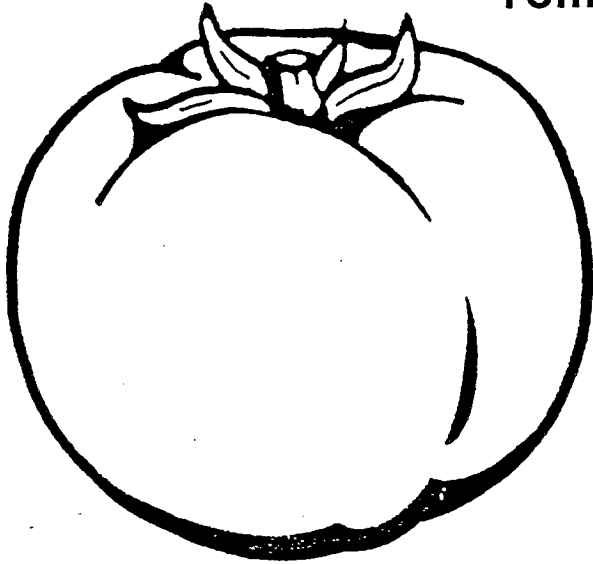
Potatoes are made into....
 I like tomatoes best as....
 I didn't know...




Tomato Leaves




Tomatoes



Red Plum Tomatoes



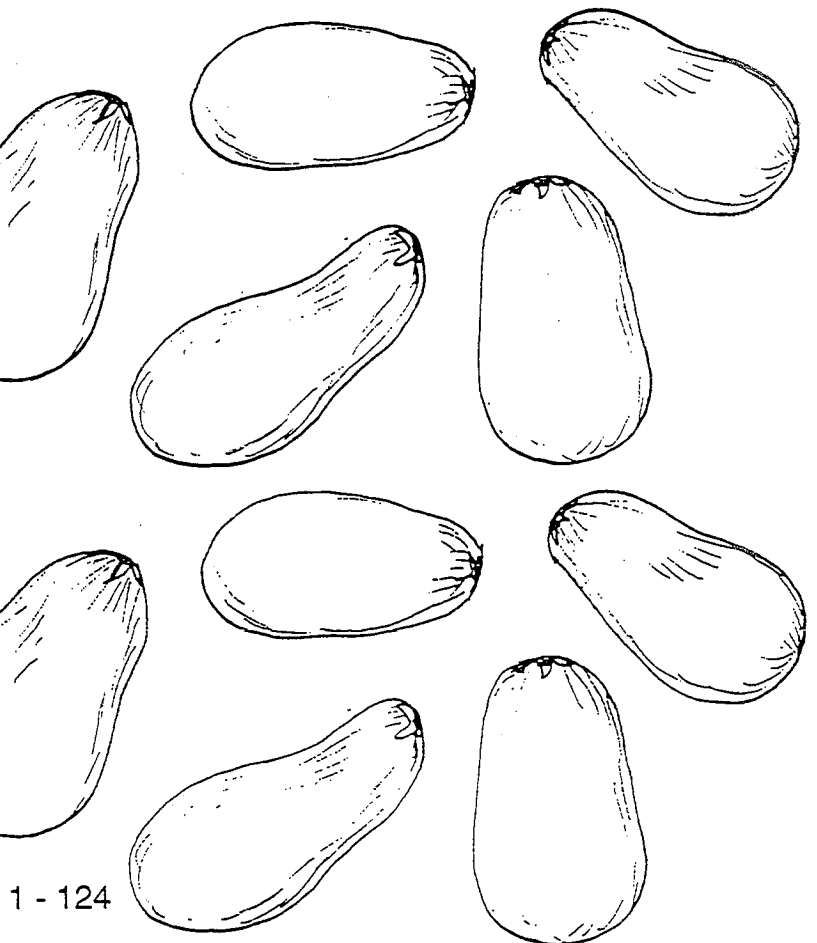
Red Cherry Tomatoes



Yellow Plum Tomatoes




Yellow Cherry Tomatoes



Potato Leaves




Potatoes




Name _____

Worksheet 1

1. Put an "X" on the ones which grow on vines?



2. Put an "X" on the one which grows underground?



3. Put an "X" on the pumpkin seeds' home.




4. Put an "X" on those made from pumpkin.



Name _____

Worksheet 2

1. Put an "X" on foods made from tomatoes.



2. Draw your favorite food made from tomatoes.

Name _____

Matching - Tomatoes and Potatoes

Draw a line from the pumpkin, tomato or potato to the food made from it.

