

*Ice Cream
In a Bag*






Table of contents



01

Ice Cream Recipe

Chocolate or Vanilla
Base



02

Processes

How are we going to
make it in the kitchen.



03

Mix ins Available


Flavor profiles...



04

Cone? Spoon?


Courtyard? Classroom?



01

Ice Cream Recipe

Chocolate or Vanilla Bases






Ingredients for Ice Cream

- 1 tablespoon sugar
- ½ cup half and half
- ¼ teaspoon vanilla extract
 - (or other flavoring)

Supplies

- 1/4 cup salt
- Enough ice to fill the gallon-sized bag halfway
- 1 gallon-sized Ziploc bag
- 1 pint-sized Ziploc bag





02

Process

Make
Ice Cream
with
Science!



Add the following to each of the
small resealable bags:

1 tablespoon sugar

$\frac{1}{2}$ cup half-and-half

$\frac{1}{4}$ teaspoon vanilla extract



How to Make Vanilla Homemade Ice Cream

Chocolate Ice Cream = Add 1 Tbsp Chocolate Syrup to your vanilla base

Step 1

At Your Desk...

On the bag's writing rectangle, label your small bag with your name and ice cream flavors.

Step 2

Kitchen Table 1

Add to small bag:

- Table 1:
1 Tbsp sugar

- Table 2:
 $\frac{1}{4}$ tsp vanilla

- Table 3:
 $\frac{1}{2}$ cup half-half.

Seal and set your bag at your desk.

Step 3

Kitchen Table 2

Add $\frac{1}{4}$ cup of salt to your gallon bag of ice.

Bring salted ice bag to your seat, place ice cream mixture inside and seal.

Step 4

At Your Desk...


Check the consistency of the ice cream and keep shaking it until the 5 minutes are done.



03

Mix-Ins

Custom Flavors






If you chose a custom flavor,
You Can Use a **Vanilla** or **Chocolate Base**
with mix ins...

Mint Chocolate Chip = **Vanilla Base** + ¼ tsp mint extract + 1 tbsp mini chocolate chips

Cookies & Cream = **Vanilla Base** + 2 oreo cookies crushed in bag

Cookie Dough = **Vanilla Base** + 1 tbsp mini chips, 2 tbsp cookie dough





If you chose a custom flavor,
You Can Use a **Vanilla** or **Chocolate Base**
with mix ins...

Rocky Road = **Chocolate Base** +1 tbsp each of mini chips, mini marshmallows, nuts and chocolate swirl.

Death by Chocolate = **Chocolate Base** +1 tbsp each of mini chips, and chocolate swirl.





Instead of Vanilla Extract, You Can Use...



Chocolate

Syrup or Melted
Chips



Strawberry


Syrup or Jam



Caramel

Syrup





Ice Cream Toppings



Homemade Whipped Cream



Sugar Crystals



Chocolate Syrup




Sprinkles



Coconut



Mini Chocolate Chips





How to Make Homemade Ice Cream



Step 1

Put the sugar, half-and-half, and flavoring in the small bag and seal well.

Step 2

Put enough ice in the large bag until it is half-full and add the salt.

Step 3

Put the small bag into the large bag and shake the bag for 5 minutes.

Step 4

Check the consistency of the ice cream and keep shaking it until the 5 minutes are done.



04

Outside
Or
Inside?



*Cones, Cups,
or spoon?*



Instructions for use

If you have a free account, in order to use this template, you must credit [Slidesgo](#) by keeping the [Thanks](#) slide. Please refer to the next slide to read the instructions for premium users.

As a Free user, you are allowed to:

- Modify this template.
- Use it for both personal and commercial projects.

You are not allowed to:

- Sublicense, sell or rent any of Slidesgo Content (or a modified version of Slidesgo Content).
- Distribute Slidesgo Content unless it has been expressly authorized by Slidesgo.
- Include Slidesgo Content in an online or offline database or file.
- Offer Slidesgo templates (or modified versions of Slidesgo templates) for download.
- Acquire the copyright of Slidesgo Content.

For more information about editing slides, please read our FAQs or visit Slidesgo School:

<https://slidesgo.com/faqs> and <https://slidesgo.com/slidesgo-school>