



## Farming for All Seasons

Expand knowledge of the four seasons changing and how that effects farm life. Highlight planting, growing, and harvesting seasons. Note which season animals need an increased amount of care.




### Directions

1. Read the story and discuss the changes from season to season: plant growth and harvest, caring for livestock, and duties of the farmer).
2. Provide each child with a paper plate and crayons or colored pencils.
3. Draw 2 lines dividing the plate into 4 equal sections.
4. Write the words spring, summer, fall, and winter on the top of each section.
5. Draw and color a mini scene for each season in the appropriate quadrant.
7. On the back of the plate draw a farm scene illustrating your favorite season, animal, or farm activity.
8. Punch a hole at the top of the plate and tie a ribbon through the hole forming a hanger.

### Supplies

- Paper plates
- Crayons or colored pencils
- Hole punch
- Ribbon

### Suggested Books



Educate. Advocate. Communicate.



<https://msfb.org/ag-in-the-classroom/>