

# Minnesota Agricultural Profile

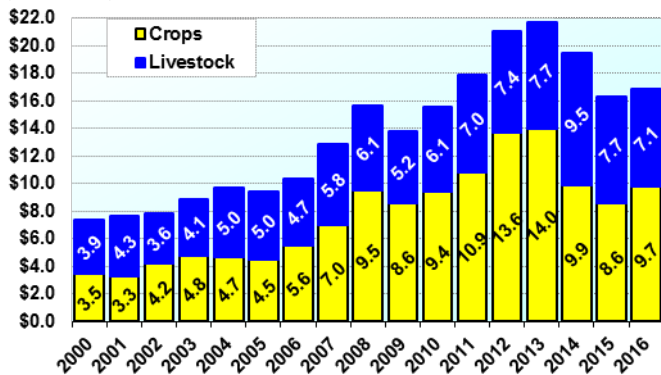
## MN Agricultural Rankings

(Among all U.S. states)

- #5 in total agricultural production
- #4 in crops
  - #1 in sugarbeets
  - #2 in sweet corn for processing, green peas, oats, wild rice
  - #3 in soybeans, dry beans, sunflower
  - #4 in corn, flaxseed, canola, rye
- #8 in livestock
  - #1 in turkey raised
  - #2 in hogs
  - #5 in mink pelts

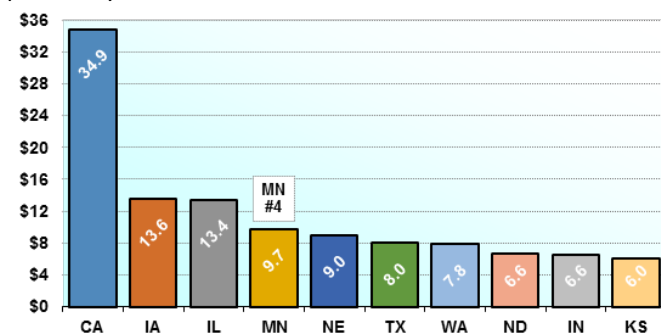
## Minnesota Crop & Livestock Marketing

(Billion \$)



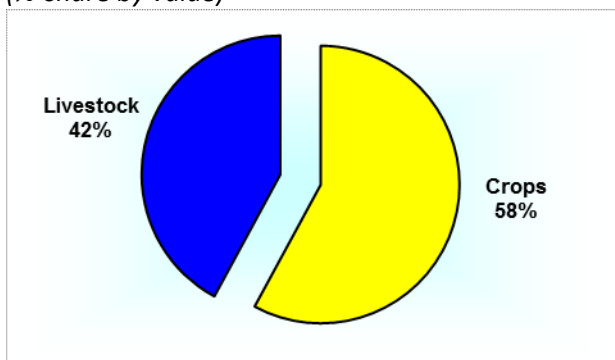
## U.S. Top 10 States: Crops

(Billion \$)



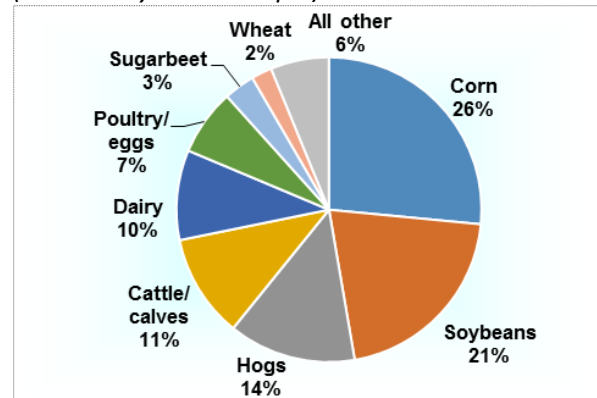
## Minnesota Crop & Livestock Production

(%-share by value)



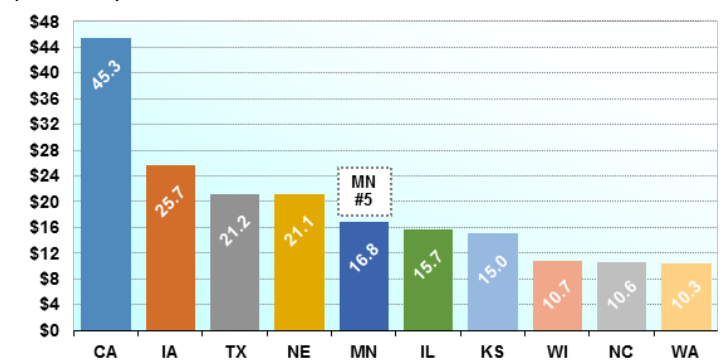
## Minnesota Agricultural Marketing

(%-share by cash receipts)



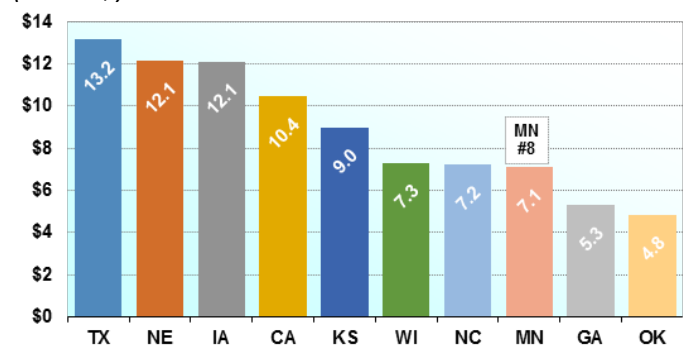
## U.S. Top 10 States: Total Agriculture

(Billion \$)



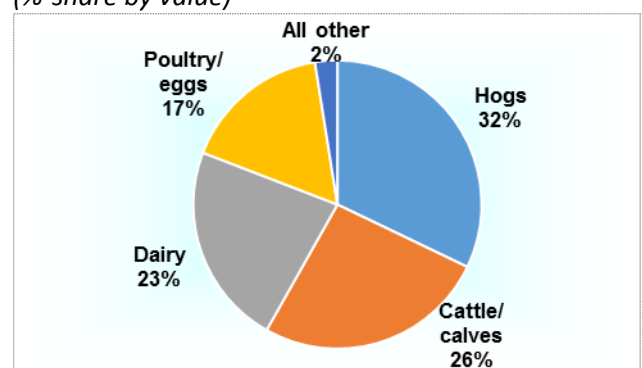
## U.S. Top 10 States: Livestock

(Billion \$)



## Minnesota Livestock Sectors

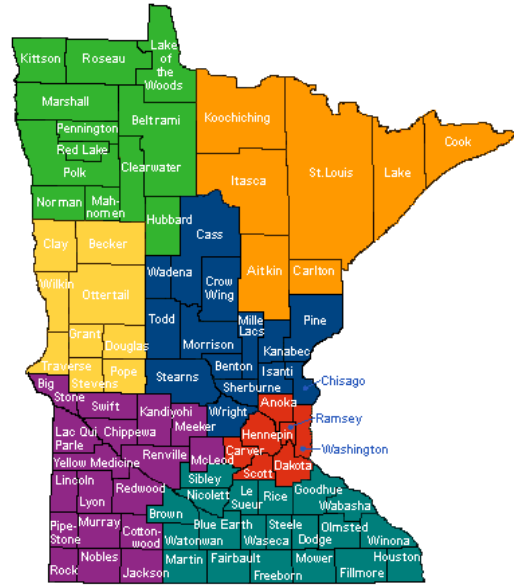
(%-share by value)



# Minnesota Agricultural Profile

## Minnesota Agriculture Facts

- Population: 5.5 million – ranks 21st in the U.S. (Rural: 23%; urban: 77%)
- Farm land: 26 million acres (51% of total land area)
- Number of farms: 73,000
- Average farm size: 355 acres
- Agricultural marketing: \$16.8 billion (2016)
  - Crops: \$9.7 billion
  - Livestock: \$7.1 billion

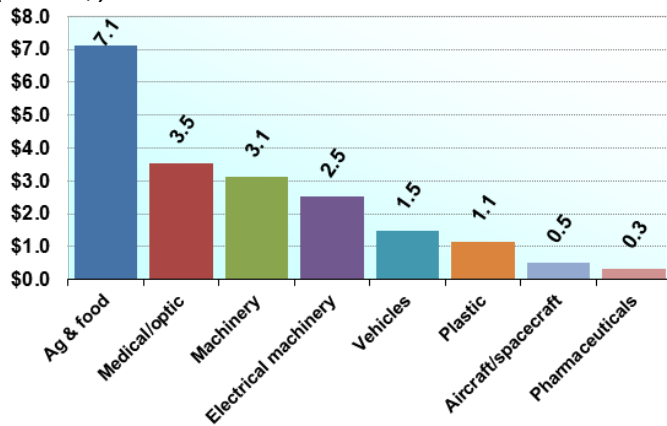


## Minnesota Agricultural Exports

- National ranking: 4th largest agricultural exporting state in the U.S.
- 2016 agricultural exports: \$7.13 billion (nearly one-third of the state's total merchandise exports)

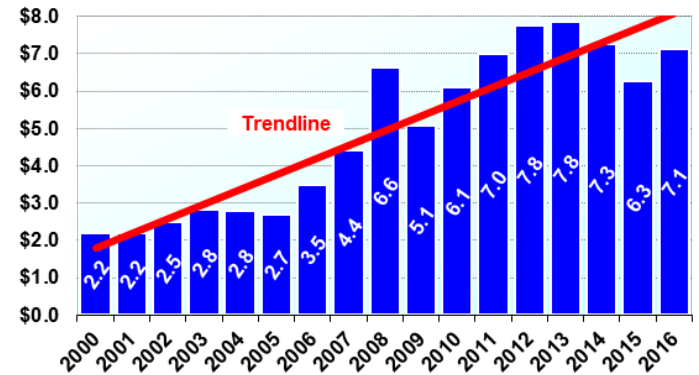
## MN Ag Exports: #1 in State's All Industries

(Billion \$)



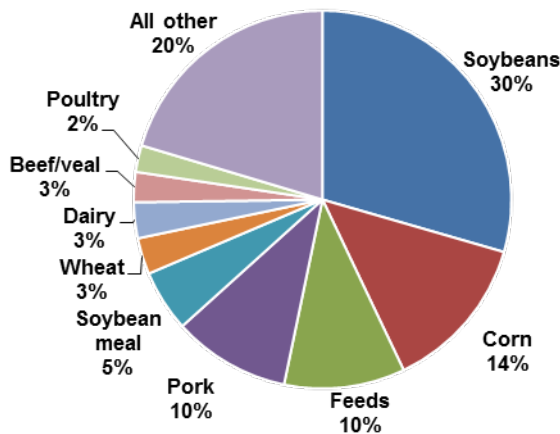
## Minnesota Agricultural Export Trends

(Billion \$)



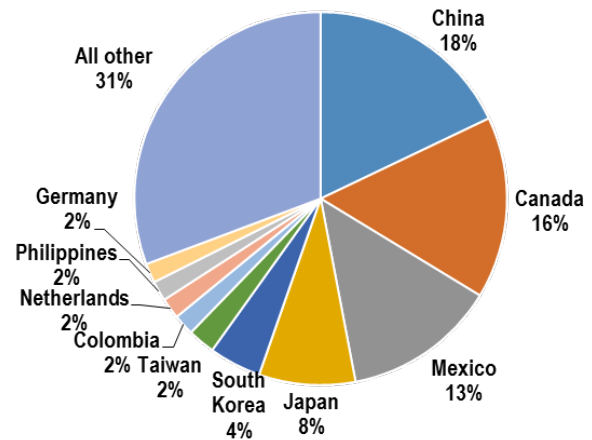
## Minnesota Ag Export by Commodity

(%-share by value)



## Minnesota Top 10 Ag Export Markets

(%-share by value)



Source: USDA; MDA-AMD

Prepared by Su Ye, Minnesota Department of Agriculture (2017)