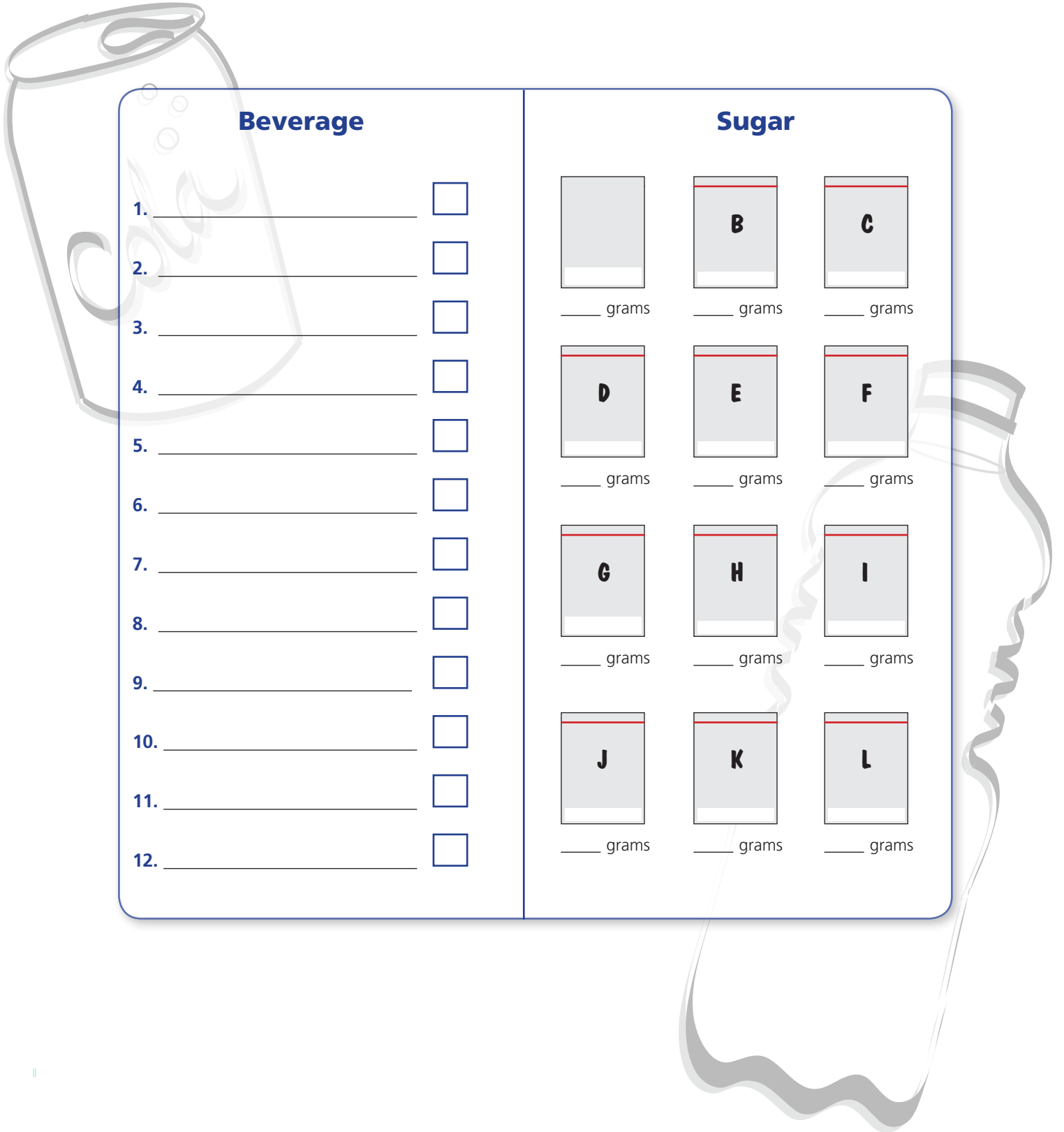








# STUDENT WORKSHEET

## HOW MUCH SUGAR IS IN YOUR DRINK?

Name \_\_\_\_\_ Date \_\_\_\_\_ Class/Hour \_\_\_\_\_

Do your best to match the letter on each bag of sugar with the number on each beverage with the same amount of sugar. Keep in mind that two of the beverages contain the same amount of sugar.



Beverage		Sugar		
1. _____	<input type="checkbox"/>			
2. _____	<input type="checkbox"/>	_____ grams	_____ grams	_____ grams
3. _____	<input type="checkbox"/>			
4. _____	<input type="checkbox"/>	_____ grams	_____ grams	_____ grams
5. _____	<input type="checkbox"/>			
6. _____	<input type="checkbox"/>	_____ grams	_____ grams	_____ grams
7. _____	<input type="checkbox"/>			
8. _____	<input type="checkbox"/>	_____ grams	_____ grams	_____ grams
9. _____	<input type="checkbox"/>			
10. _____	<input type="checkbox"/>			
11. _____	<input type="checkbox"/>			
12. _____	<input type="checkbox"/>			