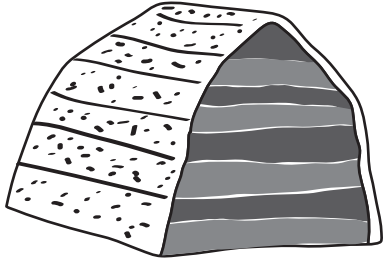


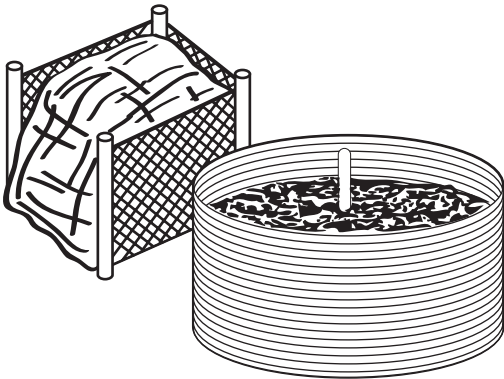
Compost Containers



Heap It

No cost, good if you have ample space


Simply pile your materials in heaps. If well constructed, heaps are good for “no turn” composting. Just leave the pile for several months or more.



Hoop It

Low cost, tidier than heaps


Woven wire mesh or fencing make good enclosures and keep the pile tidy. If you secure it with hooks or twists of wire, you can undo the hoop, set it up next to the pile, and turn the pile back into the hoop in its new location.



Box It

Low to moderate cost, looks good, easy to cover

You can use almost any type of scrap or new lumber, bricks, or cinder blocks. Make sure to leave spaces in the sides for air to get through, and make the front removable for easy access to turn or retrieve the compost. Construct several bins side-by-side to facilitate turning of the compost.



Barrel It

Moderate to high cost, good for limited space, easy turning

If you don't have enough space for piles or elaborate bins, a modified 55-gallon drum can work very well. By perforating the drum with air holes and cutting an access hatch on the side, you can create a system that will compost small amounts of material quickly.